

## How to get from Tegel Airport to the meeting point at Potsdam Hbf (main station)

There are two easy ways to get from Tegel Airport to Potsdam Hbf.

### Option 1:

Take bus 109 (direction: *S+U Zoologischer Garten/ Kurfürstendamm*) to get to train station *S Charlottenburg/ Gervinusstr.* The bus departs every 10 minutes from the Airport und ride takes approx. 20 min.


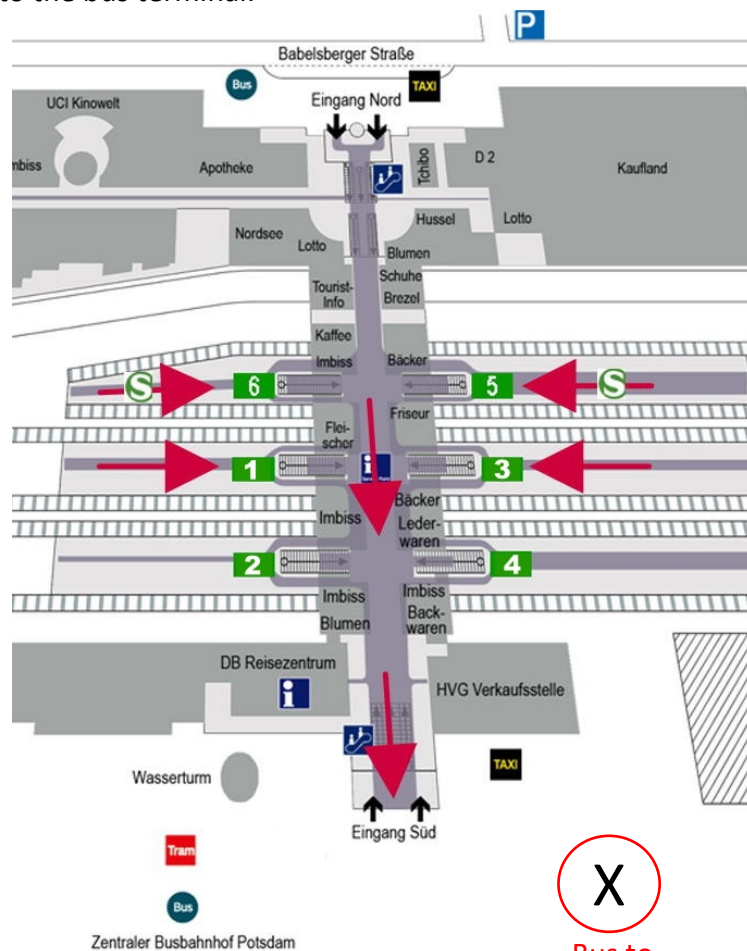
Please take a train from *S Charlottenburg* to get to *Potsdam Hbf* (main station). You can take the S-Bahn train S7 (direction: *Potsdam Hbf*, mostly platform 8) or the regional train RE1 (direction: *Brandenburg Hauptbahnhof* or *Magdeburg Hauptbahnhof*, mostly platforms 3/4). S7 usually operates in 10-minute intervals, while RE1 operates in 30-minute intervals. The train ride takes approx. 20-30 min.

### Option 2:

Take bus TXL (direction: *S+U Alexanderplatz*) to get to train station *S Beusselstr.* The bus departs every 6 minutes from the Airport und ride takes approx. 10 min.

Please take the S-Bahn train S42 (direction: *Ring*) from *S Beusselstraße* to get to *S Westkreuz*. There, please change trains and take the S-Bahn train S7 to *Potsdam Hbf* (main station).

Once you reached Potsdam main station take the exit „Ausgang Landtag, Friedrich-Engels Straße“ to get to the bus terminal.



Bus to  
SpringSchool

## How to get from Schönefeld Airport to Potsdam Hbf (main station)

After arriving at Schönefeld Airport, please follow the signs to get to the train station (*S Flughafen Schönefeld*). There are two ways to get to Potsdam Hbf.

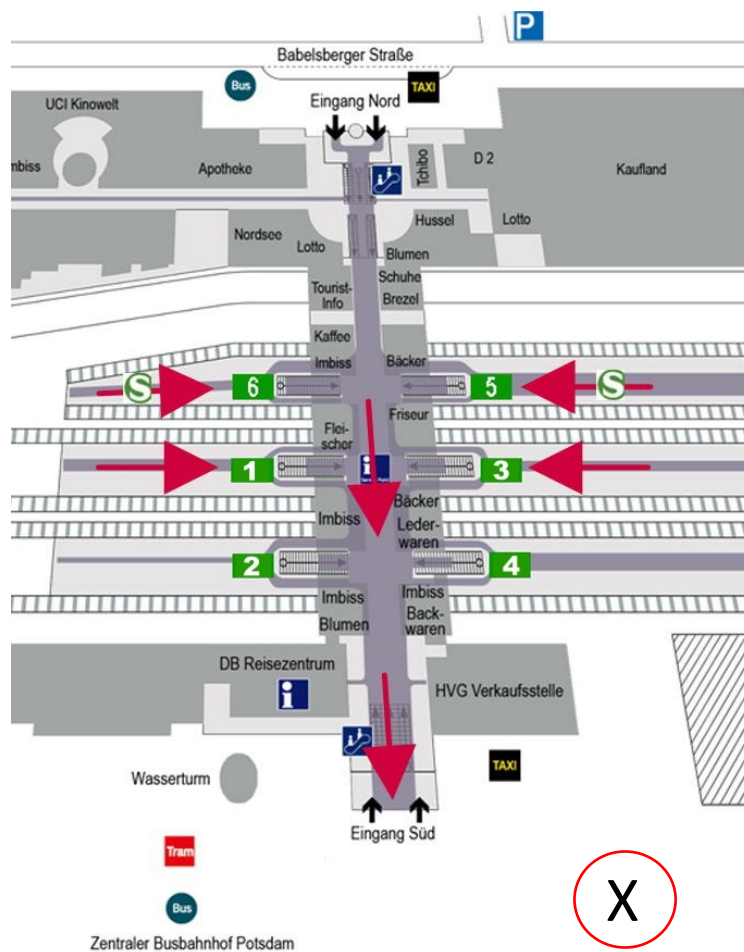
### Option 1:

Please take regional train RB22 (direction: *Potsdam Hbf/ S Griebnitzsee/ Berlin Friedrichstr.*) to get to *Potsdam Hbf*. RB22 usually operates in 1-hour intervals and the train ride takes approx. 50 min.


### Option 2:

Please take regional train RB14 (direction: *Nauen*), RE7 (direction: *Dessau*) or the S-Bahn train S9 (direction: *Spandau*) to get to train station *S Ostbahnhof*. There, please change trains and take the S-Bahn train S7 to *Potsdam Hbf* (main station) or regional train RE1 (direction: *Brandenburg Hauptbahnhof* or *Magdeburg Hauptbahnhof*) to finally get to *Potsdam Hbf*. S7 usually operates in 10-minute intervals, while RE1 operates in 30-minute intervals.

Once you reached Potsdam main station take the exit „Ausgang Landtag, Friedrich-Engels Straße“ to get to the bus terminal.



Coming from this  
direction: Berlin



Bus to  
SpringSchool